
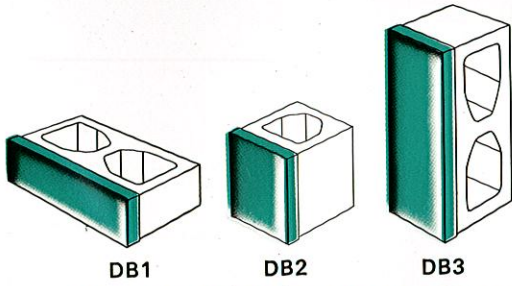
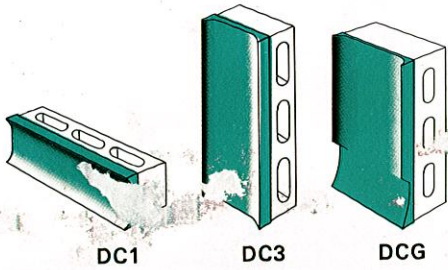


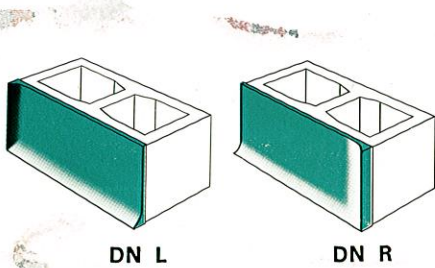
Concave




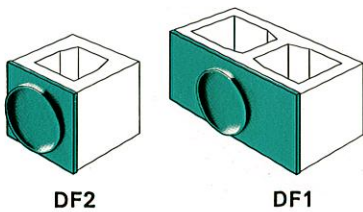
Flared




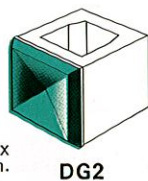
EII



Luna



Facet



Design Series units provided in all standard wall thicknesses.

Face dimensions above: 3¾ x 15¾, 7¾ x 7¾, or 7¾ x 15¾; DCG unit is 15⅞ high.

DG2